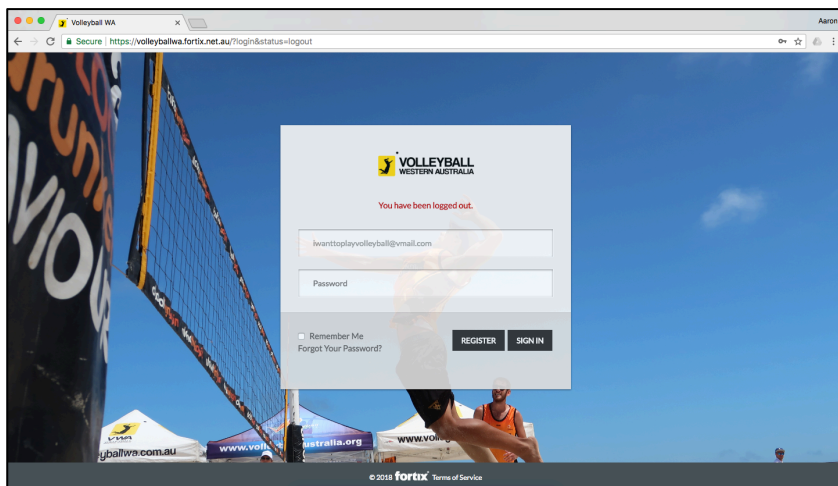


Step 1 and the most important!

Ensure yourself and all the players you intend to nominate have ALREADY nominated as a Volleyball WA member. **Without this you will not be able to select the player into the nomination form.**

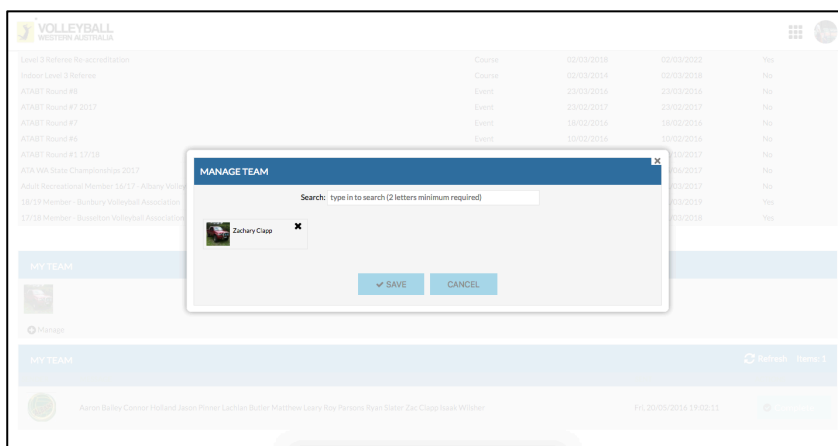
Step 2

Login to your own Volleyball WA Membership Portal.
(www.volleyballwa.fortix.net.au)
If you haven't previously had a membership portal contact:
e. info@volleyballwa.com.au, or
ph. 08 92288522



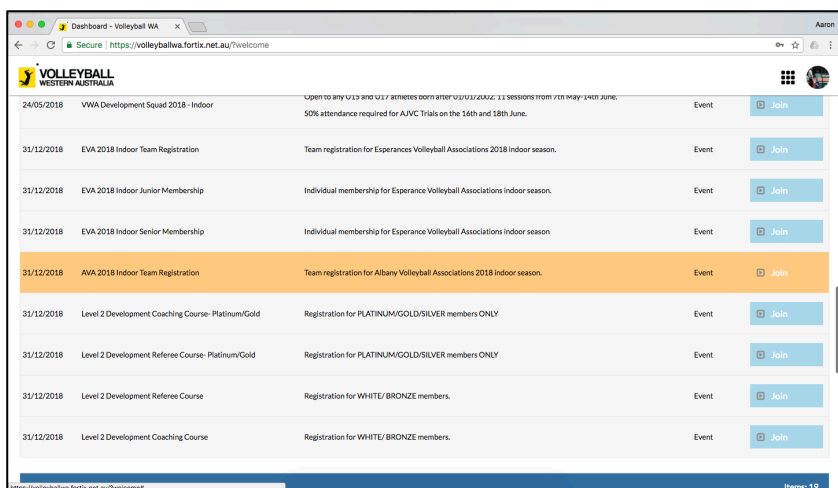
Step 3

Scroll down to the "MY TEAMS" section of the webpage and select "Manage". Select the members you need to nominate to a team and save.



Step 4

Scroll back up the page to find in the "UPCOMING EVENTS" the AVA 2018 Indoor Team Registration and click Join



Step 5

Enter all details and select your team members in the team dropdown box. **If a players name is gray, this player IS NOT a current Volleyball WA member and needs to register to be selected.** Once your team is selected, submit form.

AVA 2018 INDOOR TEAM REGISTRATION

First Name *

Aaron

Last Name *

Bailey

Email *

aaron@#####.com

Mobile Phone *

0438 #####

Team Name *

Pirates

Team *

Select options ▼

Team Captains name: *

Zac Clapp

Please choose the division you would like to submit your team for: *

Mens Premier League ▼

☐ If the player is not in the list to nominate she/he must be a Gold or Platinum VWA member. Mixed Competitive Division must consist of a minimum 3 women players. All team members will receive an email for payment from the AVA 48hrs after team registration. All fees to be paid prior to round 1 (unless agreed to by AVA committee). I have read and understood the 2018 By-laws. [AVA By-Laws](#)

✓ SUBMIT

CANCEL

Step 6

Within 48 hours of the AVA receiving your nomination, the committee will send all team members an email with a second Payment Webform. Team members are to select the Junior or Senior registration and pay the relevant fees. Note, members will receive one Payment Webform per team nomination.